

TECO

FM50

F L U X M A S T E R

FEATURES

- NEMA 4X
- Keypad Only Or Keypad With Operator Devices
 - Disconnect
 - Forward - Off - Reverse Switch
 - Speed Potentiometer
- Constant Torque
- 0-200Hz Output Frequency
- Control Mode: V/Hz
- Fault History
- Programmable Digital Inputs
- Programmable Digital Output
- Analog Output 0-10VDC
- Analog Input 0-10VDC, 0-20mA, 4-20mA
- Local/Remote Control
- 3 Preset Speeds
- Torque Boost Function
- Carrier Frequency Up To 16KHz
- DC Injection Braking
- UL, cUL, CE Approved

NEMA 4X Washdown Drives



NEMA 4X From 0.25 - 3HP

TECO – Westinghouse

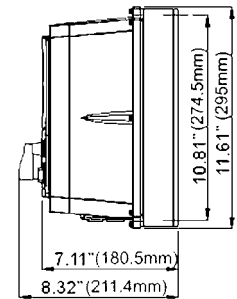
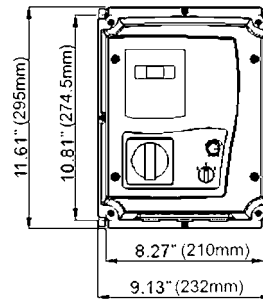
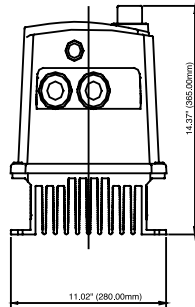
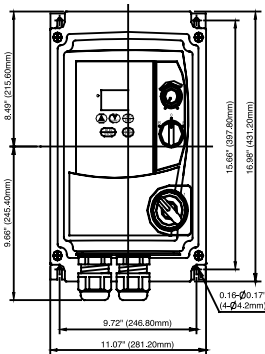
M O T O R S (C A N A D A) I N C .

SPECIFICATIONS

Control Method	V/Hz
Input Voltage Rating	115/230 VAC 1- Phase; 230/460 VAC 3-Phase
Input Voltage Fluctuation	+10%, -15%
Frequency Control Range	0 to 200Hz
Frequency Accuracy	Digital :+0.1Hz, Analog: 1Hz / 60Hz
Speed Commands	0-10VDC, 4-20mA, 0-20mA
Overload Capacity	150% for 1 Minute
Braking	Ramp to Stop / DC Injection / Coast to Stop / Dynamic Braking on Selected Units
Protective Functions	Motor Overload, Peak Overcurrent, Inverter Overload, Ground Fault, Over Temperature, Stall (Trip) Prevention
Programmable I/O	1 Digital Input, 1 NO Contact Output
Ambient Temperature	-10° C to +50° C (14° F to 122° F) (not frozen)
Enclosure	IP65 (NEMA 4X)

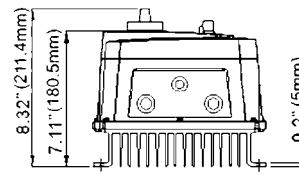
The TECO-Westinghouse FM50 AC Drive is now available in a rugged NEMA 4X enclosure! The enclosure is available in two styles – Keypad Only and Keypad with Operator Devices. Keypad only allows control via the keypad or remote control signals. Keypad with Operator Devices is designed for local control of the drive. It includes the Digital Keypad, Line Disconnect, Speed Potentiometer and Forward-Off-Reverse Switch.

Input Voltage	Keypad Only	Keypad w/Operators
115V 1-Phase	0.25 - 1HP	N/A
230V 1-Phase	0.25 - 1HP	0.25 - 1HP
230V 1/3Phase	2 - 3 HP	2 - 3HP
460V 3-Phase	1 - 3HP	1 - 3HP



Dimensions of Models:

FM50 - IP2, FM50 - IP5, FM50 - 101, FM50 - 2P2
FM50 - 2P5, FM50 - 201



Dimensions of Models:

FM50 - 202, FM50 - 203, FM50 - 401, FM50 - 402, FM50 - 403

TECO-Westinghouse

MOTORS (CANADA) INC.

VANCOUVER, BC

1-800-565-6055
Ph: (604) 684-7202
Fx: (604) 684-7204

EDMONTON, AB

1-800-661-4023
Ph: (780) 444-8933
Fx: (780) 486-4575

CALGARY, AB

Ph: (403) 640-2063
Fx: (403) 640-2075

CAMBRIDGE, ON

1-800-268-4770
Ph: (519) 624-1616
Fx: (519) 624-1557

LACHINE, PQ

1-888-648-1676
Ph: (514) 636-8964
Fx: (514) 636-4880

www.twmi.com